

Clip Top Blumotion 110°

For standard applications



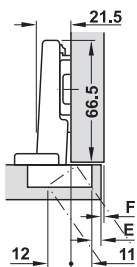
- With Blumotion soft close integrated in hinge cup (can be deactivated)

Minimum gap for doors with chamfered edges (r = 1 mm) with factory settings

| Door thickness mm | Distance to cup E mm | | | | |
|----------------------|-------------------------------|-----|-----|-----|-----|
| | 3.0 | 4.0 | 5.0 | 6.0 | 7.0 |
| 16 | 0.5 | 0.5 | 0.5 | 0.5 | 0.5 |
| 18 | 0.8 | 0.8 | 0.8 | 0.8 | 0.8 |
| 19 | 1.0 | 1.0 | 0.9 | 0.9 | 0.9 |
| 20 | 1.2 | 1.2 | 1.2 | 1.2 | 1.1 |
| 21 | 1.5 | 1.4 | 1.4 | 1.3 | 1.3 |
| 22 | 1.8 | 1.7 | 1.7 | 1.6 | 1.6 |
| 23 | 2.2 | 2.0 | 2.0 | 1.9 | 1.9 |
| 24 | 2.7 | 2.5 | 2.4 | 2.3 | 2.2 |
| 25 | 3.5 | 3.1 | 2.9 | 2.7 | 2.6 |
| 26 | 4.3 | 3.8 | 3.4 | 3.2 | 3.0 |
| 28-30 | Trial mounting is recommended | | | | |
| Minimum gap F | | | | | |

- Material: Cup and hinge arm: Steel
- Finish: Nickel plated
- Installation: Door to cabinet without tools (clip system)
- Adjustment facility: Side adjustment from -2 to +2 mm, depth adjustment from -2 to +3 mm, height adjustment max. ±3 mm depending on the mounting plate
- With automatic closing spring

→ Full overlay mounting

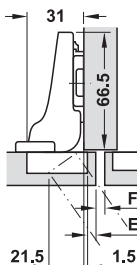


| Door overlay mm | | | | | | | | | | | | | | |
|----------------------|---|---|---|---|----|----|----------------------------|----|----|----|----|----|----|---|
| 5 | 6 | 7 | 8 | 9 | 10 | 11 | 12 | 13 | 14 | 15 | 16 | 17 | 18 | |
| | | | | | | | | | 3 | 4 | 5 | 6 | 7 | 0 |
| | | | | | | 3 | 4 | 5 | 6 | 7 | | | | 3 |
| | | | 3 | 4 | 5 | 6 | 7 | | | | | | | 6 |
| 3 | 4 | 5 | 6 | 7 | | | | | | | | | | 9 |
| Distance to cup E mm | | | | | | | Mounting plate distance mm | | | | | | | |

| Cup fixing | Model | Cat. No. |
|-------------------------|---------|------------|
| Without tools (Inserta) | 71B3590 | 342.42.660 |
| For screw fixing | 71B3550 | 342.42.600 |
| For press fitting | 71B3580 | 342.42.650 |

Packing: 50 pieces

→ Half overlay mounting/twin mounting

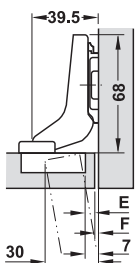


| Door overlay mm | | | | | | | | | | | | | | |
|----------------------|------|------|------|------|-----|-----|----------------------------|-----|-----|-----|-----|-----|-----|---|
| -4.5 | -3.5 | -2.5 | -1.5 | -0.5 | 0.5 | 1.5 | 2.5 | 3.5 | 4.5 | 5.5 | 6.5 | 7.5 | 8.5 | |
| | | | | | | | | | 3 | 4 | 5 | 6 | 7 | 0 |
| | | | | | | 3 | 4 | 5 | 6 | 7 | | | | 3 |
| | | | 3 | 4 | 5 | 6 | 7 | | | | | | | 6 |
| 3 | 4 | 5 | 6 | 7 | | | | | | | | | | 9 |
| Distance to cup E mm | | | | | | | Mounting plate distance mm | | | | | | | |

| Cup fixing | Model | Cat. No. |
|-------------------------|---------|------------|
| Without tools (Inserta) | 71B3690 | 342.42.661 |
| For screw fixing | 71B3650 | 342.42.601 |
| For press fitting | 71B3680 | 342.42.651 |

Packing: 50 pieces

→ Inset mounting



| Door overlay mm | | | | | | | | | | | | | |
|----------------------|--|--|--|--|--|--|----------------------------|----|----|----|----|---|---|
| | | | | | | | | -4 | -3 | -2 | -1 | 0 | |
| | | | | | | | | 3 | 4 | 5 | 6 | 7 | 0 |
| Distance to cup E mm | | | | | | | Mounting plate distance mm | | | | | | |

| Cup fixing | Model | Cat. No. |
|-------------------------|---------|------------|
| Without tools (Inserta) | 71B3790 | 342.42.662 |
| For screw fixing | 71B3750 | 342.42.602 |
| For press fitting | 71B3780 | 342.42.652 |

Packing: 50 pieces

Note

Set back mounting plate screw-on position by door thickness + 1.5 mm.

→ Opening angle restraint 86°



| Material | Model | Cat. No. |
|----------|---------|------------|
| Plastic | 70T3553 | 342.45.021 |

Packing: 1 or 25 pieces

| | |
|--|------------|
| The same hinge without integrated soft close | ► MB 5.83 |
| Information / drilling pattern | ► MB 5.60 |
| Mounting plates and accessories | ► MB 5.97 |
| Processing aids | ► MB 5.107 |

